



MEDIUM DUTY CASTOR WHEELS



RFAL TECHNOLOGY



NO. Model	Wheel Material	Wheel Dia (mm)	Tread Width (mm)	Load Height (mm)	Plate Size (mm)	Plate Size (mm)	Hole Size (mm)	Load Capacity (kg)
301BP-010-063-361 - 1W	PA	63(2½)	32	92	96×66	75×45	8.5	90
301BP-010-075-361 - 1W	PA	75(3")	32	105	96×66	75×45	8.5	110
301BP-010-100-361 - 1W	PA	100(4")	32	130	96×66	75×45	8.5	125
301BP-010-100-361 - 1W	PA	125(5")	32	158	96×66	75×45	8.5	140



NO. Model	Wheel Material	Wheel Dia (mm)	Tread Width (mm)	Load Height (mm)	Plate Size (mm)	Plate Size (mm)	Hole Size (mm)	Load Capacity (kg)
301BP-020-063-361 - 1W	PA	63(2½)	32	92	96×66	75×45	8.5	90
301ZBP-020-075-361 - 1W	PA	75(3")	32	105	96×66	75×45	8.5	110
301ZBP-020-100-361 - 1W	PA	100(4")	32	130	96×66	75×45	8.5	125
301ZBP-020-125-361 - 1W	PA	125(5")	32	158	96×66	75×45	8.5	140

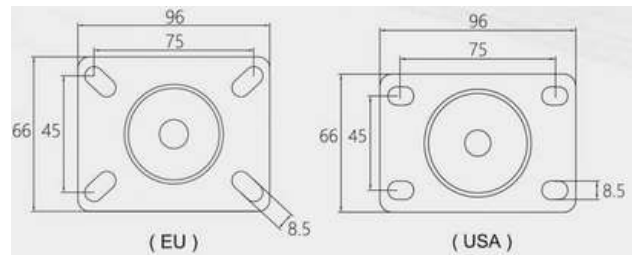


NO. Model	Wheel Material	Wheel Dia (mm)	Tread Width (mm)	Load Height (mm)	Plate Size (mm)	Plate Size (mm)	Hole Size (mm)	Load Capacity (kg)
301BP-022-063-361 - 1W	PA	63(2½)	32	92	96×66	75×45	8.5	90
301ZBP-022-075-361 - 1W	PA	75(3")	32	105	96×66	75×45	8.5	110
301ZBP-022-100-361 - 1W	PA	100(4")	32	130	96×66	75×45	8.5	125
301ZBP-022-125-361 - 1W	PA	125(5")	32	158	96×66	75×45	8.5	140

Description

Material: Nylon
Swivel Section: Precision Steel Ball with Double Track Design
Installation: Fix, Plate, Thread Stem, Hollow Stem

Top Plate (mm)



Thread

Color: White
Hardness: 60D
Wheel Core: PP
Wheel Tread: Nylon
Wheel Code: 361 - 1W



Finishing



ZINC



BLACK



NO. Model	Wheel Material	Wheel Dia (mm)	Tread Width (mm)	Load Height (mm)	Plate Size (mm)	Plate Size (mm)	Hole Size (mm)	Load Capacity (kg)
301ZN-010-063-332-1G	TPR	63(2½")	32	92	96×66	75×45	8.5	80
301ZN-010-075-332-1G	TPR	75(3")	32	105	96×66	75×45	8.5	90
301ZN-010-100-332-1G	TPR	100(4")	32	130	96×66	75×45	8.5	100
301ZN-010-125-332-1G	TPR	125(5")	32	158	96×66	75×45	8.5	125



NO. Model	Wheel Material	Wheel Dia (mm)	Tread Width (mm)	Load Height (mm)	Plate Size (mm)	Plate Size (mm)	Hole Size (mm)	Load Capacity (kg)
301ZN-020-063-332-1G	TPR	63(2½")	32	92	96×66	75×45	8.5	80
301ZN-020-075-332-1G	TPR	75(3")	32	105	96×66	75×45	8.5	90
301ZN-020-100-332-1G	TPR	100(4")	32	130	96×66	75×45	8.5	100
301ZN-020-125-332-1G	TPR	125(5")	32	158	96×66	75×45	8.5	125



NO. Model	Wheel Material	Wheel Dia (mm)	Tread Width (mm)	Load Height (mm)	Plate Size (mm)	Plate Size (mm)	Hole Size (mm)	Load Capacity (kg)
301ZN-022-063-332-1G	TPR	63(2½")	32	92	96×66	75×45	8.5	80
301ZN-022-075-332-1G	TPR	75(3")	32	105	96×66	75×45	8.5	90
301ZN-022-100-332-1G	TPR	100(4")	32	130	96×66	75×45	8.5	100
301ZN-022-125-332-1G	TPR	125(5")	32	158	96×66	75×45	8.5	125

Description

Material: Thermo-Plastic Rubber

Swivel Section: Precision Steel Ball with Double Track Design

Installation: Fix, Plate, Thread Stem, Hollow Stem

Finishing



ZINC



BLACK

Thread

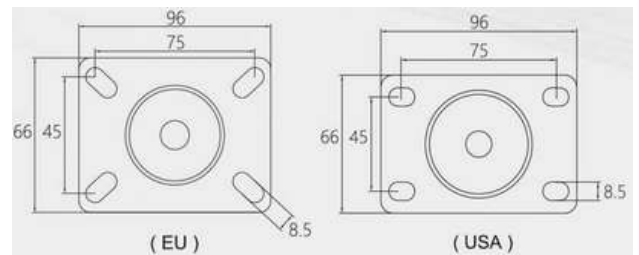


Color: Grey
Hardness: 75A
Wheel Core: PP
Wheel Tread: TPR
Wheel Code: 332-1G



Color: Grey
Hardness: 75A
Wheel Core: PP
Wheel Tread: TPR
Wheel Code: 331-2G

Top Plate (mm)





NO. Model	Wheel Material	Wheel Dia (mm)	Tread Width (mm)	Load Height (mm)	Plate Size (mm)	Plate Size (mm)	Hole Size (mm)	Load Capacity (kg)
301BP-010-063-321-1H	PU	63 (2½")	32	92	96×66	75×45	8.5	90
301BP-010-075-321-1H	PU	75 (3")	32	105	96×66	75×45	8.5	110
301BP-010-100-321-1H	PU	100 (4")	32	130	96×66	75×45	8.5	125
301BP-010-125-321-1H	PU	125 (5")	32	158	96×66	75×45	8.5	140



NO. Model	Wheel Material	Wheel Dia (mm)	Tread Width (mm)	Load Height (mm)	Plate Size (mm)	Plate Size (mm)	Hole Size (mm)	Load Capacity (kg)
301BP-020-063-321-1H	PU	63 (2½")	32	92	96×66	75×45	8.5	90
301ZBP-020-075-321-1H	PU	75 (3")	32	105	96×66	75×45	8.5	110
301ZBP-020-100-321-1H	PU	100 (4")	32	130	96×66	75×45	8.5	125
301ZBP-020-125-321-1H	PU	125 (5")	32	158	96×66	75×45	8.5	140



NO. Model	Wheel Material	Wheel Dia (mm)	Tread Width (mm)	Load Height (mm)	Plate Size (mm)	Plate Size (mm)	Hole Size (mm)	Load Capacity (kg)
301BP-022-063-321-1H	PU	63 (2½")	32	92	96×66	75×45	8.5	90
301ZBP-022-075-321-1H	PU	75 (3")	32	105	96×66	75×45	8.5	110
301ZBP-022-100-321-1H	PU	100 (4")	32	130	96×66	75×45	8.5	125
301ZBP-022-125-321-1H	PU	125 (5")	32	158	96×66	75×45	8.5	140

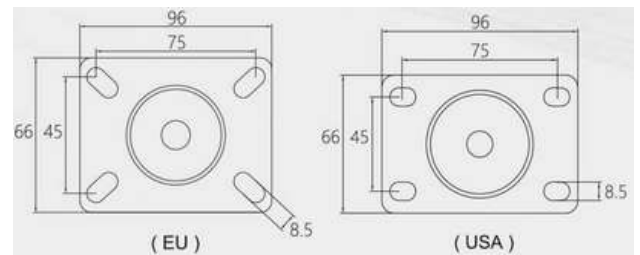
Description

Material: Thermo-Plastic Rubber

Swivel Section: Precision Steel Ball with Double Track Design

Installation: Fix, Plate, Thread Stem, Hollow Stem

Top Plate (mm)



Thread



- Color:** Grey
- Hardness:** 75A
- Wheel Core:** PP
- Wheel Tread:** TPR
- Wheel Code:** 332-1G

Finishing



ZINC



BLACK



NO. Model	Wheel Material	Wheel Dia (mm)	Tread Width (mm)	Load Height (mm)	Plate Size (mm)	Plate Size (mm)	Hole Size (mm)	Load Capacity (kg)
301BP-010-063-321-1D	PU	63(2½")	32	92	96×66	75×45	8.5	90
301BP-010-075-321-1D	PU	75(3")	32	105	96×66	75×45	8.5	110
301BP-010-100-321-1D	PU	100(4")	32	130	96×66	75×45	8.5	125
301BP-010-125-321-1D	PU	125(5")	32	158	96×66	75×45	8.5	140



NO. Model	Wheel Material	Wheel Dia (mm)	Tread Width (mm)	Load Height (mm)	Plate Size (mm)	Plate Size (mm)	Hole Size (mm)	Load Capacity (kg)
301BP-020-063-321-1D	PU	63(2½")	32	92	96×66	75×45	8.5	90
301ZBP-020-075-321-1D	PU	75(3")	32	105	96×66	75×45	8.5	110
301ZBP-020-100-321-1D	PU	100(4")	32	130	96×66	75×45	8.5	125
301ZBP-020-125-321-1D	PU	125(5")	32	158	96×66	75×45	8.5	140



NO. Model	Wheel Material	Wheel Dia (mm)	Tread Width (mm)	Load Height (mm)	Plate Size (mm)	Plate Size (mm)	Hole Size (mm)	Load Capacity (kg)
301BP-022-063-321-1D	PU	63(2½")	32	92	96×66	75×45	8.5	90
301ZBP-022-075-321-1D	PU	75(3")	32	105	96×66	75×45	8.5	110
301ZBP-022-100-321-1D	PU	100(4")	32	130	96×66	75×45	8.5	125
301ZBP-022-125-321-1D	PU	125(5")	32	158	96×66	75×45	8.5	140

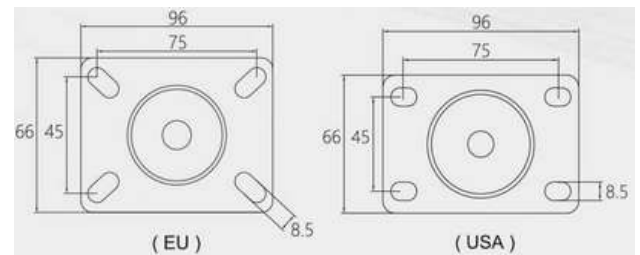
Description

Material: Polyurethane

Swivel Section: Precision Steel Ball with Double Track Design

Installation: Fix, Plate, Thread Stem, Hollow Stem

Top Plate (mm)



Thread



Color: Red
Hardness: 98A
Wheel Core: PP
Wheel Tread: PU
Wheel Code: 321 - 1D

Finishing



ZINC



BLACK



NO. Model	Wheel Material	Wheel Dia (mm)	Tread Width (mm)	Load Height (mm)	Plate Size (mm)	Plate Size (mm)	Hole Size (mm)	Load Capacity (kg)
301BP-010-063-313 - 1G	PP	63(2½")	32	92	96×66	75×45	8.5	90
301BP-010-075-313 - 1G	PP	75(3")	32	105	96×66	75×45	8.5	110
301BP-010-100-313 - 1G	PP	100(4")	32	130	96×66	75×45	8.5	125
301BP-010-125-313 - 1G	PP	125(5")	32	158	96×66	75×45	8.5	140



NO. Model	Wheel Material	Wheel Dia (mm)	Tread Width (mm)	Load Height (mm)	Plate Size (mm)	Plate Size (mm)	Hole Size (mm)	Load Capacity (kg)
301BP-020-063-313 - 1G	PP	63(2½")	32	92	96×66	75×45	8.5	90
301ZBP-020-075-313 - 1G	PP	75(3")	32	105	96×66	75×45	8.5	110
301ZBP-020-100-313 - 1G	PP	100(4")	32	130	96×66	75×45	8.5	125
301ZBP-020-125-313 - 1G	PP	125(5")	32	158	96×66	75×45	8.5	140



NO. Model	Wheel Material	Wheel Dia (mm)	Tread Width (mm)	Load Height (mm)	Plate Size (mm)	Plate Size (mm)	Hole Size (mm)	Load Capacity (kg)
301BP-022-063-313 - 1G	PP	63(2½")	32	92	96×66	75×45	8.5	90
301ZBP-022-075-313 - 1G	PP	75(3")	32	105	96×66	75×45	8.5	110
301ZBP-022-100-313 - 1G	PP	100(4")	32	130	96×66	75×45	8.5	125
301ZBP-022-125-313 - 1G	PP	125(5")	32	158	96×66	75×45	8.5	140

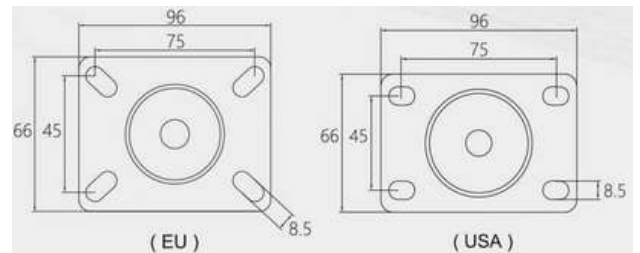
Description

Material: Polyolefin

Swivel Section: Precision Steel Ball with Double Track Design

Installation: Fix, Plate, Thread Stem, Hollow Stem

Top Plate (mm)



Thread



- Color:** Grey
- Hardness:** 60D
- Wheel Core:** PP
- Wheel Tread:** PP
- Wheel Code:** 313 - 1G

Finishing



ZINC



BLACK



NO. Model	Wheel Material	Wheel Dia (mm)	Tread Width (mm)	Load Height (mm)	Plate Size (mm)	Plate Size (mm)	Hole Size (mm)	Load Capacity (kg)
301BP-010-063-311 - 2W	PP	63(2½")	32	92	96×66	75×45	8.5	90
301BP-010-075-311 - 2W	PP	75(3")	32	105	96×66	75×45	8.5	110
301BP-010-100-311 - 2W	PP	100(4")	32	130	96×66	75×45	8.5	125
301BP-010-125-311 - 2W	PP	125(5")	32	158	96×66	75×45	8.5	140



NO. Model	Wheel Material	Wheel Dia (mm)	Tread Width (mm)	Load Height (mm)	Plate Size (mm)	Plate Size (mm)	Hole Size (mm)	Load Capacity (kg)
301BP-020-063-311 - 2W	PP	63(2½")	32	92	96×66	75×45	8.5	90
301ZBP-020-075-311 - 2W	PP	75(3")	32	105	96×66	75×45	8.5	110
301ZBP-020-100-311 - 2W	PP	100(4")	32	130	96×66	75×45	8.5	125
301ZBP-020-125-311 - 2W	PP	125(5")	32	158	96×66	75×45	8.5	140



NO. Model	Wheel Material	Wheel Dia (mm)	Tread Width (mm)	Load Height (mm)	Plate Size (mm)	Plate Size (mm)	Hole Size (mm)	Load Capacity (kg)
301BP-022-063-311 - 2W	PP	63(2½")	32	92	96×66	75×45	8.5	90
301ZBP-022-075-311 - 2W	PP	75(3")	32	105	96×66	75×45	8.5	110
301ZBP-022-100-311 - 2W	PP	100(4")	32	130	96×66	75×45	8.5	125
301ZBP-022-125-311 - 2W	PP	125(5")	32	158	96×66	75×45	8.5	140

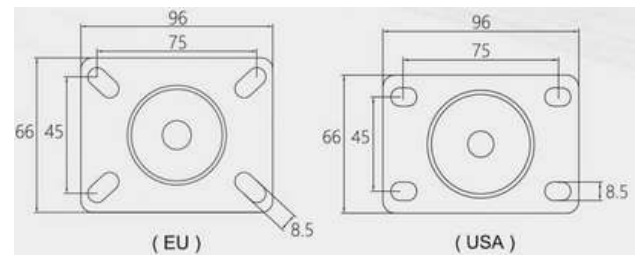
Description

Material: Polyolefin

Swivel Section: Precision Steel Ball with Double Track Design

Installation: Fix, Plate, Thread Stem, Hollow Stem

Top Plate (mm)



Thread



Color: White

Hardness: 60D

Wheel Core: PP

Wheel Tread: PP

Wheel Code: 311 - 2W

Finishing



ZINC



BLACK

GETTING YOUR CASTOR WHEELS HAS NEVER BEEN EASIER!

Call Us for a Quick Quote

Discuss and Customize

Fast and Reliable Delivery

Kindly visit our showroom at:

First Floor, Bearing No.8/29, Durga Colony, First Street,
Kolathur, Chennai-600099

About Us

At RFAL Technology Pvt Ltd, we are proud to be the exclusive importer and distributor of premium castor wheels in India. Serving diverse industries, including medical, industrial, and heavy-duty applications, we ensure top-quality products with unmatched reliability. With ready stock, competitive pricing, and customization options, we are committed to delivering excellence and mobility solutions tailored to your needs.



FROM LIGHT-DUTY TO HEAVY-DUTY

MEDICAL TO INDUSTRIAL

WE HAVE THE PERFECT WHEELS FOR EVERY PRODUCT, CATEGORY APPLIANCE!

Contact Us

Mobile

+91 97917 63278

E-Mail

info@rfaltech.in

Website

www.rfaltech.in